






































ELEZIONI PARLAMENTO EUROPEO - DETTAGLI VOTI ALLE LISTE PER SEZIONE

RISULTATI COMUNE DI SEREGNO
SEZIONI SCRUTINATE: 39 SU 39

[Vai a riepilogo comune](#)

Sezione	LN	LD	PDL	VAV	PCL	BONPAN	UDC	FN	RIFCOM	IDV	COM ALP	AUTON	SIN LIB	PD	DESSOC	Voti Validi	Schede Bianche	Schede Nulle	Voti Nulli	VCNAS	Votanti	Iscritti
 1	83 (20.05%)	0	204 (49.28%)	1 (0.24%)	1 (0.24%)	9 (2.17%)	22 (5.31%)	1 (0.24%)	5 (1.21%)	17 (4.11%)	0	3 (0.72%)	10 (2.42%)	58 (14.01%)	0	414 (96.5%)	4 (0.93%)	11 (2.56%)	0	0	429 (46.63%)	920
 2	150 (24.04%)	0	294 (47.12%)	0	4 (0.64%)	24 (3.85%)	30 (4.81%)	2 (0.32%)	13 (2.08%)	13 (2.08%)	1 (0.16%)	3 (0.48%)	7 (1.12%)	79 (12.66%)	4 (0.64%)	624 (98.42%)	1 (0.16%)	9 (1.42%)	0	0	634 (70.29%)	902
 3	156 (20.47%)	0	333 (43.7%)	0	3 (0.39%)	38 (4.99%)	39 (5.12%)	0	11 (1.44%)	52 (6.82%)	3 (0.39%)	4 (0.52%)	13 (1.71%)	108 (14.17%)	2 (0.26%)	762 (97.82%)	6 (0.77%)	11 (1.41%)	0	0	779 (73.42%)	1061
 4	118 (20.31%)	1 (0.17%)	234 (40.28%)	0	6 (1.03%)	19 (3.27%)	41 (7.06%)	2 (0.34%)	11 (1.89%)	18 (3.1%)	0	4 (0.69%)	4 (0.69%)	121 (20.83%)	2 (0.34%)	581 (97.81%)	5 (0.84%)	8 (1.35%)	0	0	594 (68.91%)	862
 5	122 (20.17%)	1 (0.17%)	293 (48.43%)	0	1 (0.17%)	25 (4.13%)	30 (4.96%)	2 (0.33%)	12 (1.98%)	32 (5.29%)	0	5 (0.83%)	8 (1.32%)	71 (11.74%)	3 (0.5%)	605 (98.21%)	5 (0.81%)	6 (0.97%)	0	0	616 (73.07%)	843
 6	100 (16.67%)	0	302 (50.33%)	1 (0.17%)	3 (0.5%)	18 (3%)	34 (5.67%)	3 (0.5%)	14 (2.33%)	29 (4.83%)	0	1 (0.17%)	6 (1%)	86 (14.33%)	2 (0.33%)	600 (97.09%)	7 (1.13%)	11 (1.78%)	0	0	618 (74.91%)	825
 7	120 (18.49%)	0	275 (42.37%)	1 (0.15%)	4 (0.62%)	13 (2%)	38 (5.86%)	10 (1.54%)	13 (2%)	29 (4.47%)	0	7 (1.08%)	10 (1.54%)	129 (19.88%)	0	649 (98.78%)	2 (0.3%)	6 (0.91%)	0	0	657 (76.75%)	856
 8	159 (26.95%)	0	213 (36.1%)	0	3 (0.51%)	17 (2.88%)	26 (4.41%)	6 (1.02%)	13 (2.2%)	39 (6.61%)	0	7 (1.19%)	10 (1.69%)	95 (16.1%)	2 (0.34%)	590 (98.83%)	0	7 (1.17%)	0	0	597 (72.72%)	821
 9	123 (21.93%)	1 (0.18%)	173 (30.84%)	2 (0.36%)	6 (1.07%)	9 (1.6%)	21 (3.74%)	3 (0.53%)	24 (4.28%)	43 (7.66%)	1 (0.18%)	9 (1.6%)	10 (1.78%)	136 (24.24%)	0	561 (97.4%)	9 (1.56%)	7 (1.22%)	0	0	576 (77.94%)	739
 10	127 (23.13%)	0	238 (43.35%)	0	2 (0.36%)	11 (2%)	23 (4.19%)	2 (0.36%)	16 (2.91%)	33 (6.01%)	0	2 (0.36%)	12 (2.19%)	77 (14.03%)	6 (1.09%)	549 (96.65%)	6 (1.06%)	13 (2.29%)	0	0	568 (69.61%)	816
 11	178 (28.39%)	0	244 (38.92%)	0	1 (0.16%)	16 (2.55%)	26 (4.15%)	3 (0.48%)	18 (2.87%)	30 (4.78%)	0	1 (0.16%)	8 (1.28%)	98 (15.63%)	3 (0.48%)	627 (98.43%)	6 (0.94%)	4 (0.63%)	0	0	637 (75.3%)	846
 12	153 (27.03%)	1 (0.18%)	226 (39.93%)	1 (0.18%)	4 (0.71%)	15 (2.65%)	33 (5.83%)	1 (0.18%)	12 (2.12%)	22 (3.89%)	2 (0.35%)	4 (0.71%)	4 (0.71%)	86 (15.19%)	2 (0.35%)	566 (95.93%)	5 (0.85%)	19 (3.22%)	0	0	590 (64.91%)	909
 13	207 (30.71%)	1 (0.15%)	226 (33.53%)	2 (0.3%)	2 (0.3%)	8 (1.19%)	26 (3.86%)	1 (0.15%)	11 (1.63%)	45 (6.68%)	2 (0.3%)	4 (0.59%)	6 (0.89%)	129 (19.14%)	4 (0.59%)	674 (96.84%)	5 (0.72%)	17 (2.44%)	0	0	696 (73.5%)	947
 14	183 (27.31%)	0	288 (42.99%)	0	3 (0.45%)	15 (2.24%)	27 (4.03%)	4 (0.6%)	19 (2.84%)	31 (4.63%)	1 (0.15%)	4 (0.6%)	7 (1.04%)	85 (12.69%)	3 (0.45%)	670 (97.1%)	8 (1.16%)	12 (1.74%)	0	0	690 (74.51%)	926
 15	151 (24.04%)	2 (0.32%)	243 (38.69%)	0	4 (0.64%)	17 (2.71%)	36 (5.73%)	1 (0.16%)	14 (2.23%)	44 (7.01%)	3 (0.48%)	2 (0.32%)	8 (1.27%)	99 (15.76%)	4 (0.64%)	628 (95.73%)	10 (1.52%)	18 (2.74%)	0	0	656 (67.91%)	966
 16	153 (23.79%)	0	269 (41.84%)	0	6 (0.93%)	12 (1.87%)	35 (5.44%)	1 (0.16%)	10 (1.56%)	41 (6.38%)	0	10 (1.56%)	11 (1.71%)	92 (14.31%)	3 (0.47%)	643 (97.42%)	10 (1.52%)	7 (1.06%)	0	0	660 (70.97%)	930
 17	148 (24.63%)	1 (0.17%)	268 (44.59%)	1 (0.17%)	1 (0.17%)	20 (3.33%)	5 (4.66%)	10 (0.83%)	32 (5.32%)	1 (0.17%)	1 (0.17%)	5 (0.83%)	79 (13.14%)	1 (0.17%)	601 (96.78%)	3 (0.48%)	17 (2.74%)	0	0	621 (70.33%)	883	
 18	177 (29.16%)	0	284 (46.79%)	0	4 (0.66%)	9 (1.48%)	18 (2.97%)	3 (0.49%)	8 (1.32%)	22 (3.62%)	2 (0.33%)	3 (0.49%)	1 (0.16%)	75 (12.36%)	1 (0.16%)	607 (97.9%)	8 (1.29%)	5 (0.81%)	0	0	620 (68.13%)	910
 19	176 (29.14%)	0	311 (42.66%)	1 (0.14%)	3 (0.41%)	15 (2.06%)	29 (3.98%)	6 (0.82%)	7 (0.96%)	41 (5.62%)	0	6 (0.82%)	9 (1.23%)	120 (16.46%)	5 (0.69%)	729 (96.68%)	10 (1.33%)	15 (1.99%)	0	0	754 (73.99%)	1019
 20	132 (24.44%)	3 (0.56%)	230 (42.59%)	1 (0.19%)	8 (1.48%)	13 (2.41%)	26 (4.81%)	5 (0.93%)	10 (1.85%)	25 (4.63%)	2 (0.37%)	8 (1.48%)	3 (0.56%)	71 (13.15%)	3 (0.56%)	540 (97.3%)	0 (2.7%)	15	0	0	555 (68.52%)	810
 21	191 (27.36%)	0	279 (39.97%)	0	3 (0.43%)	17 (2.44%)	28 (4.01%)	5 (0.72%)	11 (1.58%)	48 (6.88%)	1 (0.14%)	8 (1.15%)	7 (1%)	98 (14.04%)	2 (0.29%)	698 (97.08%)	8 (1.11%)	13 (1.81%)	0	0	719 (75.05%)	958
 22	183 (26.79%)	0	294 (43.05%)	1 (0.15%)	4 (0.59%)	13 (1.9%)	30 (4.39%)	6 (0.88%)	9 (1.32%)	38 (5.56%)	5 (0.73%)	5 (0.73%)	8 (1.17%)	80 (11.71%)	7 (1.02%)	683 (96.33%)	10 (1.41%)	16 (2.26%)	0	0	709 (72.87%)	973
 23	142 (22.83%)	3 (0.48%)	274 (44.05%)	0	0	18 (2.89%)	29 (4.66%)	3 (0.48%)	11 (1.77%)	37 (5.95%)	2 (0.32%)	4 (0.64%)	9 (1.45%)	90 (14.47%)	0	622 (97.8%)	6 (0.94%)	8 (1.26%)	0	0	636 (74.47%)	854
 24	138 (23.59%)	0	257 (43.93%)	0	4 (0.68%)	15 (2.56%)	18 (3.08%)	0	10 (1.71%)	32 (5.47%)	0	1 (0.17%)	12 (2.05%)	96 (16.41%)	2 (0.34%)	585 (98.15%)	5 (0.84%)	6 (1.01%)	0	0	596 (71.89%)	829
 25	172 (26.92%)	1 (0.16%)	251 (39.28%)	0	4 (0.63%)	18 (2.82%)	26 (4.07%)	2 (0.31%)	4 (0.63%)	38 (5.95%)	1 (0.16%)	9 (1.41%)	8 (1.25%)	100 (15.65%)	5 (0.78%)	639 (97.26%)	5 (0.76%)	13 (1.98%)	0	0	657 (74.24%)	885
 26	188 (27.61%)	1 (0.15%)	285 (41.85%)	2 (0.29%)	4 (0.59%)	20 (2.94%)	29 (4.26%)	1 (0.15%)	4 (0.59%)	30 (4.41%)	3 (0.44%)	3 (0.44%)	10 (1.47%)	101 (14.83%)	0	681 (94.98%)	9 (1.26%)	27 (3.77%)	0	0	717 (72.79%)	985
 27	204 (31.87%)	0	221 (34.53%)	1 (0.16%)	1 (0.16%)	13 (2.03%)	33 (5.16%)	1 (0.16%)	11 (1.72%)	46 (7.19%)	0	5 (0.78%)	7 (1.09%)	94 (14.69%)	3 (0.47%)	640 (98.92%)	5 (0.77%)	2 (0.31%)	0	0	647 (69.05%)	937
 28	125 (23.85%)	2 (0.38%)	226 (43.13%)	0	0	8 (1.53%)	24 (4.58%)	2 (0.38%)	8 (1.53%)	23 (4.39%)	2 (0.38%)	13 (2.48%)	2 (0.38%)	86 (16.41%)	3 (0.57%)	524 (96.15%)	6 (1.1%)	15 (2.75%)	0	0	545 (65.35%)	834
 29	131 (21.58%)	0	258 (42.5%)	0	6 (0.99%)	11 (1.81%)	26 (4.28%)	7 (1.15%)	18 (2.97%)	35 (5.77%)	0	10 (1.65%)	2 (0.33%)	102 (16.8%)	1 (0.16%)	607 (98.06%)	5 (0.81%)	7 (1.13%)	0	0	619 (67.06%)	923
 30	145 (26.36%)	0	223 (40.55%)	2 (0.36%)	2 (0.36%)	10 (1.82%)	22 (4%)	2 (0.36%)	14 (2.55%)	30 (5.45%)	0	3 (0.55%)	4 (0.73%)	90 (16.36%)	3 (0.55%)	550 (97.35%)	6 (1.06%)	9 (1.59%)	0	0	565 (73.19%)	772
 31	121 (20.2%)	2 (0.33%)	248 (41.4%)	0	5 (0.83%)	13 (2.17%)	19 (3.17%)	2 (0.33%)	15 (2.5%)	42 (7.01%)	0	3 (0.5%)	7 (1.17%)	120 (20.03%)	2 (0.33%)	599 (97.56%)	5 (0.81%)	10 (1.63%)	0	0	614 (73.44%)	836
 32	128 (23.02%)	0	185 (33.27%)	0	4 (0.72%)	15 (2.7%)	31 (5.58%)	5 (0.9%)	12 (2.16%)	36 (6.47%)	3 (0.54%)	10 (1.8%)	10 (1.8%)	114 (20.5%)	3 (0.54%)	556 (95.86%)	7 (1.21%)	17 (2.93%)	0	0	580 (72.41%)	801
 33	59 (15.32%)	0	160 (41.56%)	0	8 (2.08%)	3 (0.78%)	15 (3.9%)	1 (0.26%)	23 (5.97%)	23 (5.97%)	3 (0.78%)	3 (5.19%)	3 (0.78%)	61 (15.84%)	6 (1.56%)	385 (94.36%)	7 (1.72%)	16 (3.92%)	0	0	408 (58.37%)	699
 34	133 (22.97%)	0	236 (40.76%)	0	3 (0.52%)	14 (2.42%)	26 (4.49%)	3 (0.52%)	10 (1.73%)	41 (7.08%)	0	1 (0.17%)	6 (1.04%)	101 (17.44%)	5 (0.86%)	579 (94.61%)	7 (1.14%)	26 (4.25%)	0	0	612 (73.12%)	837
 35	187 (25.3%)	1 (0.14%)	268 (36.27%)	1 (0.14%)	2 (0.27%)	37 (5.01%)	30 (4.06%)	3 (0.41%)	13 (1.76%)	46 (6.22%)	1 (0.14%)	1 (0.14%)	11 (1.49%)	135 (18.27%)	3 (0.41%)	739 (97.24%)	8 (1.05%)	13 (1.71%)	0	0	760 (75.4%)	1008
 36	127 (21.82%)	1 (0.17%)	222 (38.14%)	0	5 (0.86%)	14 (2.41%)	17 (2.92%)	4 (0.69%)	13 (2.23%)	44 (7.56%)	2 (0.34%)	7 (1.2%)	11 (1.89%)	112 (19.24%)	3 (0.52%)	582 (96.04%)	5 (0.83%)	19 (3.14%)	0	0	606 (75.28%)	805
 37	127 (20.89%)	1 (0.16%)	221 (36.35%)	0	4 (0.66%)	16 (2.63%)	22 (3.62%)	3 (0.49%)	16 (2.63%)	51 (8.39%)	1 (0.16%)	8 (1.32%)	9 (1.48%)	127 (20.89%)	2 (0.33%)	608 (95.75%)	8 (1.26%)					